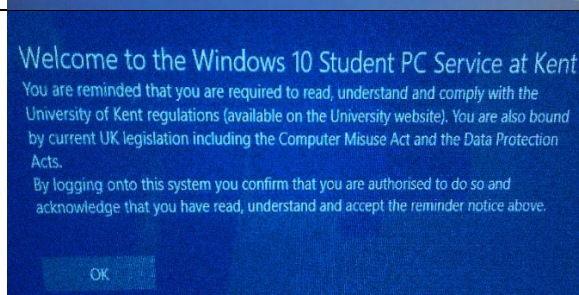


10 minutes with Windows 10 student desktops...

Getting started: with Windows 7 machines the first step was to use **Ctrl Alt Del** in order to access the login screen. This is no longer needed: press any key to move past the initial screen.



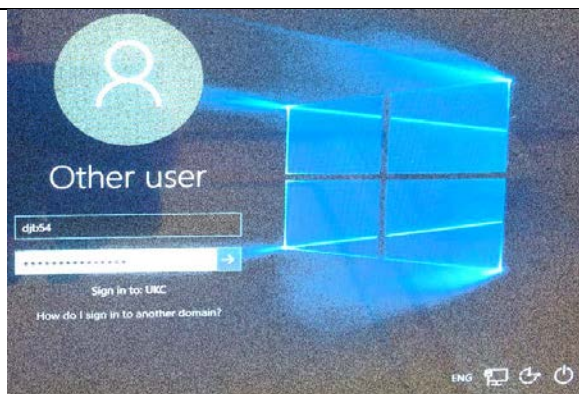
Getting started: Disclaimer
When the standard disclaimer referring users to the University Regulations is displayed...



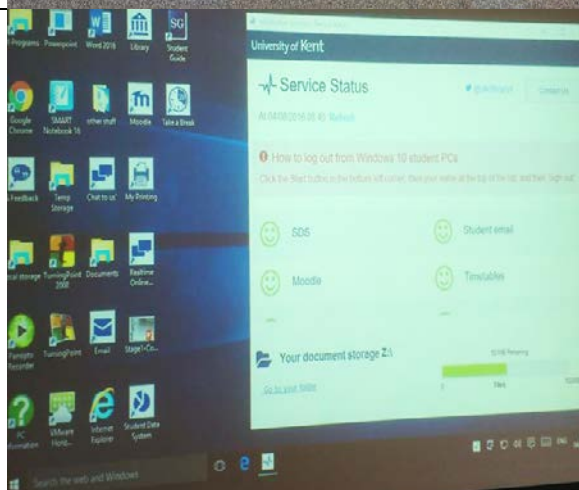
... click **OK**

Getting started: Login screen

Enter your Kent username and password in the conventional way and click the blue arrow or press **Enter** on the keyboard



Desktop: The desktop with "Message of the Day" status window will appear once permissions and other settings have been loaded. Minimize this once you've checked any status messages of note.



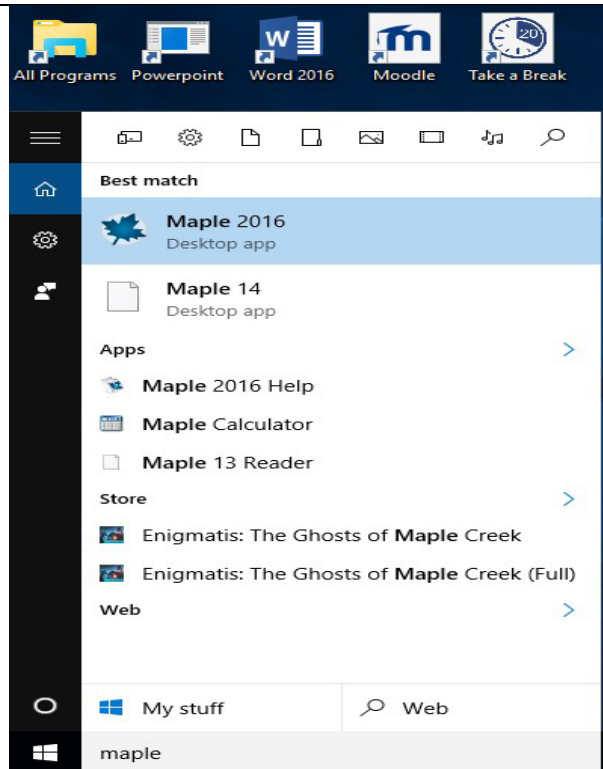
The desktop may be slow to appear at first login.

The icons on the desktop should mainly resemble those you are familiar with already.

Starting an application:
previously these were organised within sub-menus e.g. "Departmental Software".

The suggested way to launch an app now is to use the "Search Windows" box next to the Windows icon. This may read "Ask me anything" and/or refer to "Cortana". Cortana is the supposedly user-friendly "personal assistant" c.f. Apple's "Siri".

Type the first few letters of the app name, for example, "Maple", or "Tex" (for a LaTeX editor). From the selection of choices that then appears select the appropriate option.



It is recommended you test the apps you usually use in teaching and note any changes in behaviour/appearance so that these are not too disorienting at the start of term. Office apps have been upgraded to the 2016 versions (Powerpoint for example) and the same advice applies.

Logging off:

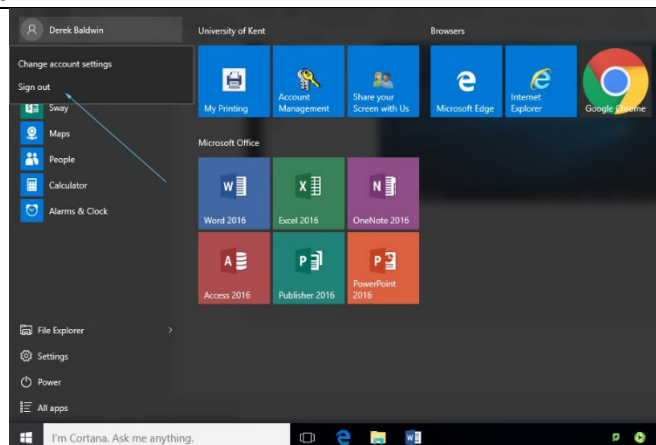
The Windows 7 route was Start --> Shut down --> Log off

Conventional Windows 10 route Start --> Power --> Sign out

Ignore both of these!

Follow this sequence:

Start--> Click username at top-left --> Sign out



These instructions were valid as of 4 August 2016.

The build may yet be modified and please note that Windows 10 upgrades itself, under IS Department control, from time to time. This is consistent with the behaviour many users will be familiar with in Macintosh and Android products.